



Mobile Application Instructions

Consumer Portal

When enabled, the New Mobile Apps section will appear on the HOME page of the consumer portal.

Consumer Portal>HOME

benefit strategies

HOME ACCOUNTS PROFILE NOTIFICATIONS FORMS LINKS Sample Person **Logout**

Welcome, Sample

Welcome to your single source for all you need to know about your pre-tax benefits. Request payment, check payment status, view account balance and summary information, access important notifications about your account, and more!

New Mobile Apps
Download the free mobile apps for iPhone or Android mobile phones and manage your accounts whenever you want!
[Learn more](#)

Click to access the Mobile Access page with download instructions.

The Mobile Access page displays a link to the iPhone application in the iTunes App Store and a link for the Android application as well as a link to set up Text Message Alerts.

Consumer Portal>PROFILE>Mobile Access

benefit strategies

HOME ACCOUNTS PROFILE NOTIFICATIONS FORMS LINKS Sample Person **Logout**

Mobile Access

Access your account anytime, anywhere. Easily check your balances and manage your account on the go with the new apps for the iPhone & iPod Touch and Android mobile devices.

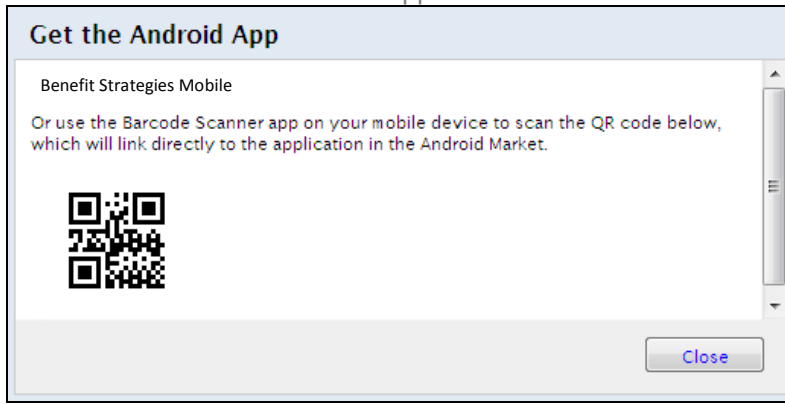
Check available balances 24/7
View important alerts about deadlines affecting your account
Easy, secure login

[Get the iPhone & iPod touch App](#) [Get the Android App](#) [Setup Text Alerts](#)

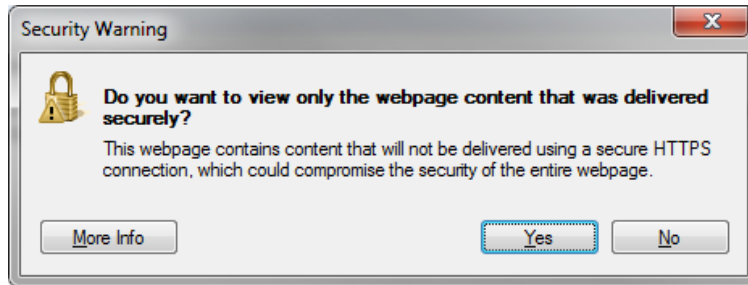
Step 1: Install the app.
Step 2: Login with your standard username and password.
Step 3: Access your account anywhere.

Your information is secure
We prevent unauthorized access by utilizing 128-bit SSL on all mobile transmissions. No sensitive account information is ever stored on your phone.


“The Get the Android App” link opens a dialog box that displays the name of the application and a “QR Code” barcode that you can scan with the barcode reader application, which opens the application in the Android Market. Otherwise, that app can be searched for directly through the marketplace.



If the following message appears, click, NO to view the barcode.



If Setup Text Alerts is selected, you will be directed by the system to enter your mobile carrier information and select the notifications you wish to receive via text message. Click Save.



HOME
ACCOUNTS
PROFILE
NOTIFICATIONS
FORMS
LINKS

Sample Person ▾
[Logout](#)

Notification Preferences

Receive text alerts about your account through your mobile phone! You can configure which notification you would like to receive via text message below. Standard text messaging rates may apply. Disable text alerts by unchecking the boxes below.

Contact Information

* Mobile Number: () -
Your mobile number will be used only for the purpose of servicing your benefit plan account. This information will not be used for any solicitations.

* Mobile Carrier: ▾ [How do I test my contact information?](#)

* Time Zone: ▾ [Why do I need to select a time zone?](#)

Text	Notification
<input type="checkbox"/>	Claim Confirmation Select to receive a text message when you have successfully filed a claim for your account and a receipt may be required.
<input type="checkbox"/>	Receipt Reminder Select to receive a text message when a receipt reminder is created for your account to alert you a receipt is needed for a claim you have submitted.
<input type="checkbox"/>	Denial Select to receive a text message when a claim has been denied for your account to alert you a receipt or repayment may be needed.

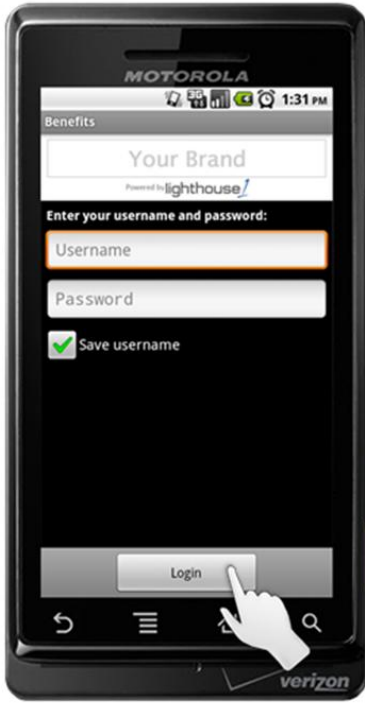
| [Cancel](#)

Mobile App Screens

The following are example screens of the Mobile Apps as they appear on the iPhone and Android.

Login

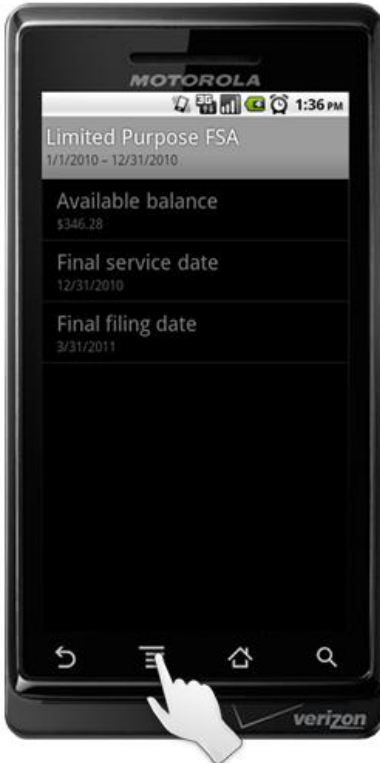
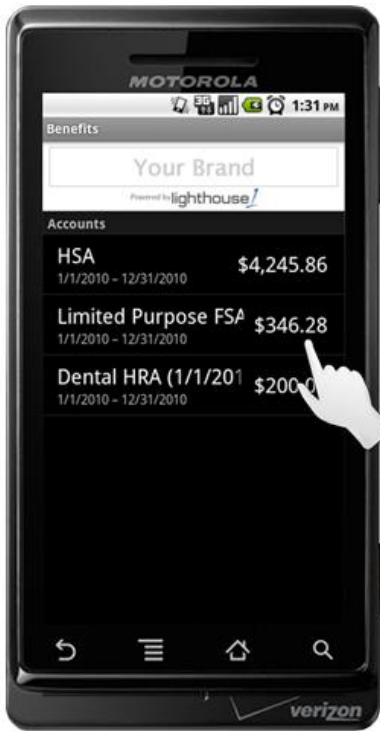
- iPhone App users - log in with your Consumer Portal username and password, and save your username and password by creating a four-digit passcode (PIN).
- Android users log in with your Consumer Portal username and password.



iPhone users enter four-digit pin.

Account Activity and Claim Details

Click on an account in the account for details.



Help

Click on the help icons for customer service information.

